

# COLUMBIA

## WL SERIES

### WATER LEG BOILERS FOR HYDRONIC OR STEAM HEATING, PROCESS STEAM AND POTABLE HOT WATER

### 30 PSI WATER

### 15 PSI STEAM



*Columbia's WL Series is an extremely versatile commercial boiler. It is ideal for schools, office buildings, apartments, bakeries, greenhouses, laundries and laundromats, health clubs, light industrial structures, breweries and brew pubs, mushroom farms and many other applications. Wherever you need steam or hydronic heating, instantaneous clean hot water, or low-pressure process steam, the WL is the perfect choice.*

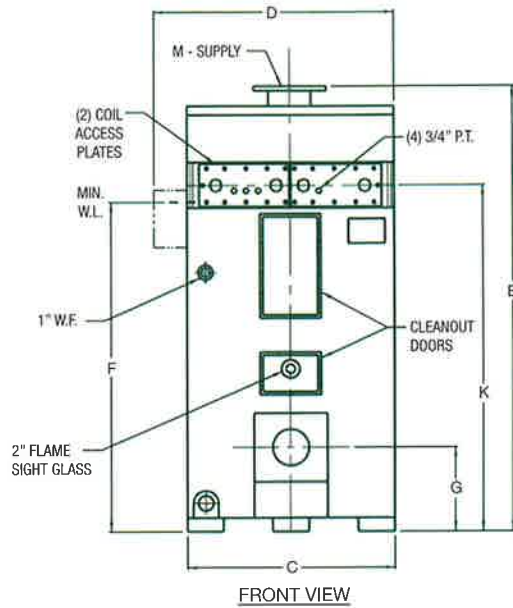
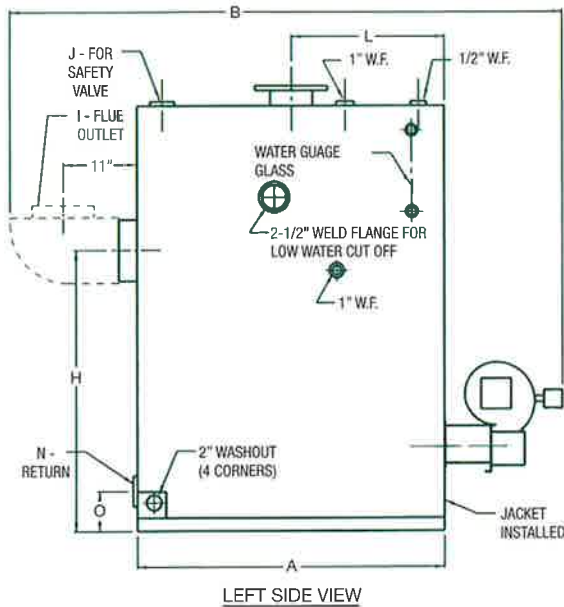
*Since 1936*



*You can do BETTER with Columbia*  
**GOOD people. BETTER Boilers. BEST value.**



# SPECIFICATIONS AND DATA



## BOILER RATINGS AND DATA

MODEL NO.	WL-60	WL-90	WL-120	WL-140	WL-180
SBI Firing Rate - No. 2 Oil GPH	6.00	9.00	12.00	14.00	18.00
Gas Input - BTUH	840,000	1,260,000	1,680,000	1,960,000	2,520,000
Gross SBI Output - BTUH	693,000	1,035,000	1,356,000	1,600,000	2,119,600
Gross Output - H.P.	20	30	40	47	60
Net SBI Steam - BTUH	521,052	778,196	1,020,000	1,203,000	1,593,685
Net SBI Steam - Sq. Ft.	2171	3243	4250	5013	6640
Net SBI Water - BTUH	602,608	900,000	1,179,600	1,391,300	1,843,130
Heating Surface - Sq. Ft.	71.0	100.0	124.0	132.0	190.0
Combustion Volume - Cu. Ft.	9.9	10.9	17.3	19.2	27.4
Water Capacity - Gal.	133	154	193	214	287
Dry Weight Bare Boiler	1,700	1,950	2,450	2,650	3,350
Dry Weight Pkg. Boiler	1,950	2,250	2,800	3,000	3,750

## TANKLESS COIL DATA

Coil Model No. (1" Outlet)	N2	N3	N4	N4	N5
GPM Single Coil - 100° Rise	6.5	10.0	15.1	15.1	20.5
GPM Twin Coil - 100° Rise	13.0	20.2	25.1	30.1	41.0


## BOILER DIMENSIONS (IN)

A Base Length	39	43	51	55	63
B Length w/Smoke Hood & Burner	71	76	84	95	104
C Boiler Width	32	34	34	34	40
D Width w/Low Water Cut Off	36	38	38	38	44
E Height Overall	64	68	74	74	75
F Min. Safe Water Level	49	49	55	55	55
G Burner Opening to Floor	12	12	14	14	14
H Flue Outlet to Floor	42	41	47	47	47
I Flue Outlet	10	10	12	12	14
J Safety Valve Opening	1-1/4	1-1/4	1-1/2	1-1/2	2
K Coil Connections to Floor	51	51	57	57	57
L Supply Outlet Size	20	22	30	27	35
M Supply Outlet Size	4 IPS	6 Flange	6 Flange	6 Flange	8 Flange
N Return Inlet Size	3 IPS	3 IPS	(2) 3 IPS	(2) 3 IPS	4 Flange
O Return Inlet to Floor	7	7	7	7	8

Hydronic (hot water) boilers include low water cutoff, operating and high limit temperature controls, and relief valve. Steam boilers are supplied with low water cutoff and operating and high limit pressure controls, and safety valve. Additional low water cutoff/pump control available.

30 PSI WATER

15 PSI STEAM



Manufactured in USA by  
**COLUMBIA BOILER COMPANY**  
 P.O. Box 1070, Pottstown, PA 19464  
 (610) 323-2700 FAX (610) 323-7292  
 www.columbiaboiler.com



**ASME  
Construction**

CONSTRUCTED in accordance with Section IV,  
 ASME Boiler & Pressure Vessel Code.

